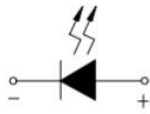
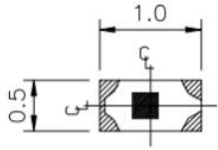
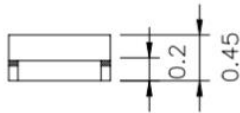


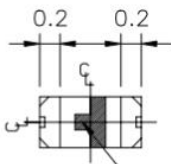
Package Dimension



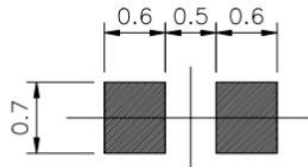
POLARITY



For Reflow Soldering



Cathode Mark



Notes:

All dimensions are in millimeter[unit];  
Tolerance is ±0.1mm(0.004") unless other specified;  
Specifications are subject to change without notice.

Part No.	Emitted Color	Lens Color	Chip Material
SE-SMD0402-RC5	Red	Water Clear	AlGaInP

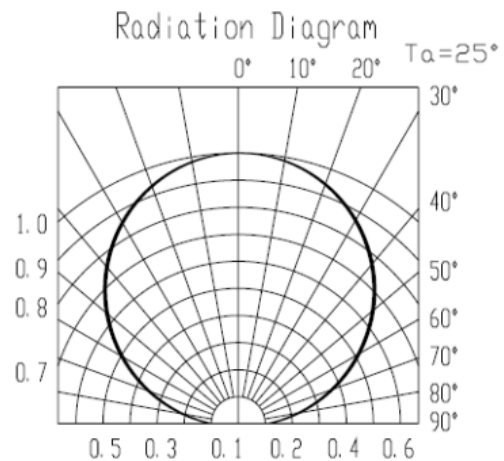
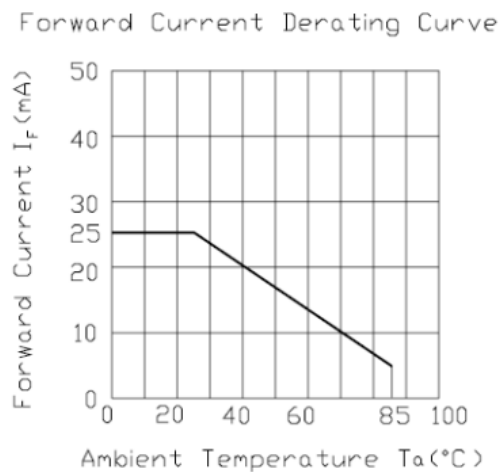
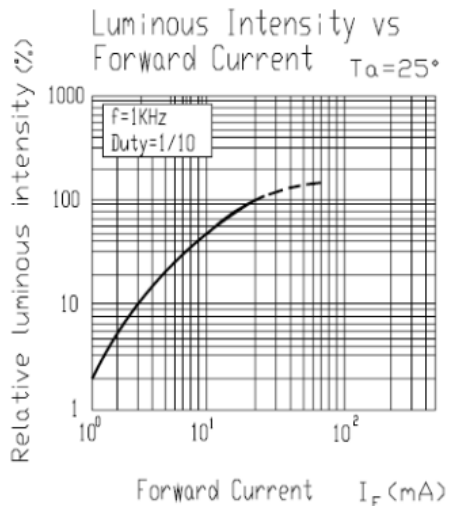
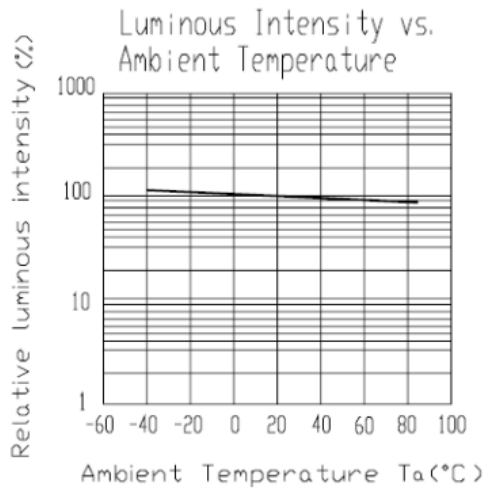
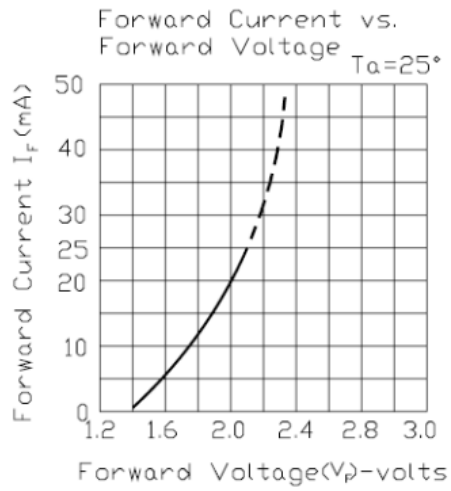
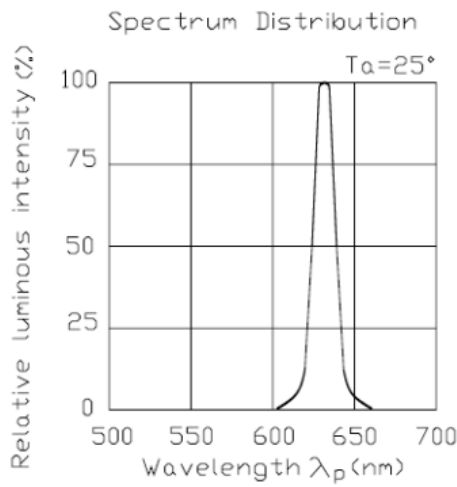
Electrical / Optical Characteristics (Ta=25°C)

Item	Symbol	Condition	Min.	Typ.	Max.	Unit
Forward Voltage	VF	IF=20mA	1.7	-	2.4	V
Luminous Intensity	IV	IF=20mA	15	-	90	mcd
Wavelength	λ	IF=20mA	620	624	-	nm
Viewing Angle	2θ1/2	IF=20mA	-	120	-	deg
Reverse Current	IR	VR=5V	-	-	10	uA

Absolute Maximum Ratings (Ta=25°C)

Item	Symbol	Maximum	Unit
Power Dissipation	PD	60	mW
Continuous Forward Current	IF max	25	mA
Peak Forward Current (1/10 Duty Cycle, 0.1ms Pulse Width)	IFP	60	mA
Reverse Voltage	VR	5	V
Operating Temperature Range	Topr	-40 ~ +85	°C
Storage Temperature	Tstg	-40 ~ +85	°C
Lead Solder Temperature	Tsol	260°C for 3 seconds	

Typical Electro – Optical Characteristics Curves



Reliability Test Items and Conditions

No.	Item	Test Condition	Test Hr/cycle/time	Sample QTY	Ac/Re
1	Reflow	TEMP:260±5°C; Min.5Sec	6min	22pcs	0/1
2	Temperature Cycle	H:+90°C 30mins To(5mins) L:-30°C 30mins	300 cycles	22pcs	0/1
3	Thermal Shock	H:+100°C 20mins To(5mins) L:-40°C 20mins	100 cycles	22pcs	0/1
4	High Temperature Storage	TEMP:+100°C	1000hrs	22pcs	0/1
5	Low Temperature Storage	TEMP:-30°C	1000hrs	22pcs	0/1
6	DC Operating Life	IF=20mA	1000hrs	22pcs	0/1
7	High Temperature	65°C	240hrs	22pcs	0/1
8	High Humidity	R.H.=85%		22pcs	0/1

Reflow Temp/Time

