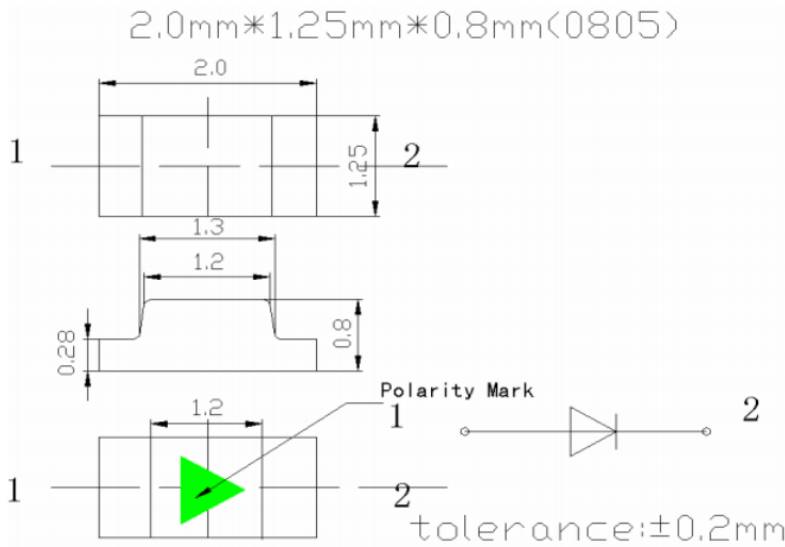


Package Dimension



Notes:
All dimensions are in millimeter[unit];
Tolerance is ±0.1mm(0.004") unless other specified;
Specifications are subject to change without notice.

Part No.	Emitted Color	Lens Color	Chip Material
SE-SMD0805-YC5	Yellow	Water Clear	AlGaInP

Electrical / Optical Characteristics (Ta=25°C)

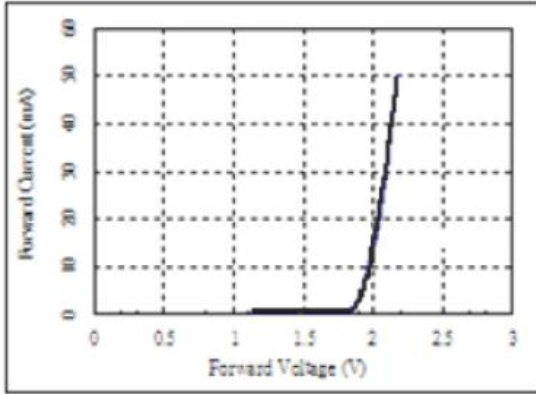
Item	Symbol	Condition	Min.	Typ.	Max.	Unit
Forward Voltage	VF	IF=20mA	1.8	2.0	-	V
Luminous Intensity	IV	IF=20mA	90	-	130	mcd
Wavelength	λ	IF=20mA	587	591	-	nm
Viewing Angle	2θ1/2	IF=20mA	-	120	-	deg
Reverse Current	IR	VR=5V	-	-	10	uA

Absolute Maximum Ratings (Ta=25°C)

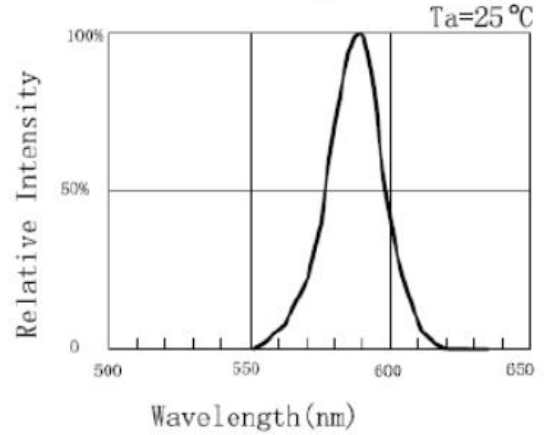
Item	Symbol	Maximum	Unit
Power Dissipation	PD	75	mW
Continuous Forward Current	IF max	30	mA
Peak Forward Current (1/10 Duty Cycle, 0.1ms Pulse Width)	IFP	140	mA
Reverse Voltage	VR	5	V
Operating Temperature Range	Topr	-40 ~ +85	°C
Storage Temperature	Tstg	-40 ~ +85	°C
Lead Solder Temperature	Tsol	260°C for 3 seconds	

Typical Electro – Optical Characteristics Curves

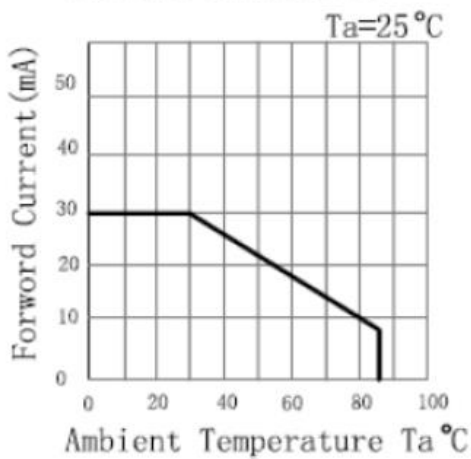
Forward Current Vs. Forward Voltage



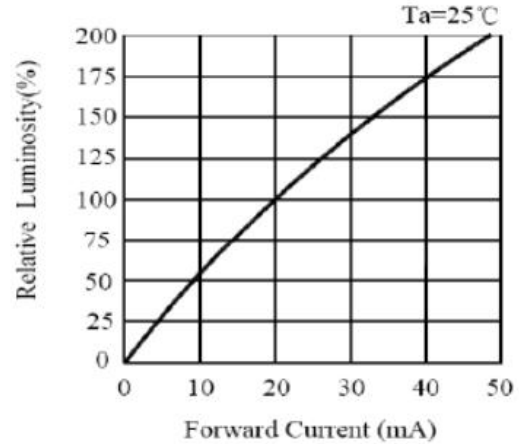
Relative Intensity VS Wavelength



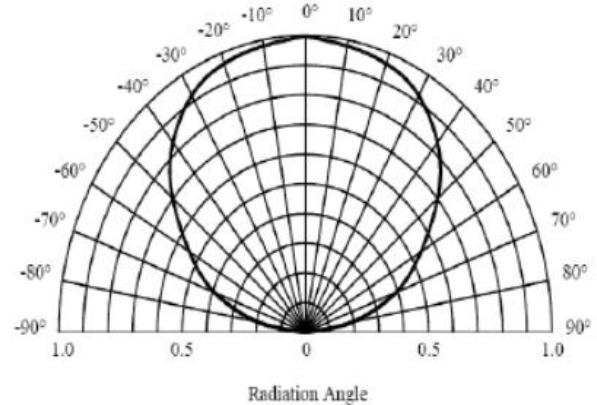
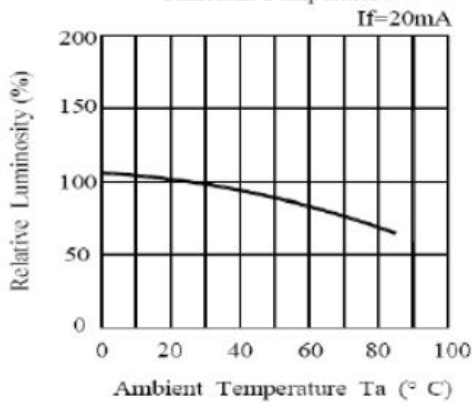
Forward Current VS Ambient Temperature



Forward Current Vs. Relative Luminosity



Relative Luminosity Vs. Ambient Temperature



Reliability Test Items and Conditions

No.	Item	Test Condition	Test Hr/cycle/time	Sample QTY	Ac/Re
1	Reflow	TEMP:260±5°C; Min.5Sec	6min	22pcs	0/1
2	Temperature Cycle	H:+90°C 30mins To(5mins) L:-30°C 30mins	300 cycles	22pcs	0/1
3	Thermal Shock	H:+100°C 20mins To(5mins) L:-40°C 20mins	100 cycles	22pcs	0/1
4	High Temperature Storage	TEMP:+100°C	1000hrs	22pcs	0/1
5	Low Temperature Storage	TEMP:-30°C	1000hrs	22pcs	0/1
6	DC Operating Life	IF=20mA	1000hrs	22pcs	0/1
7	High Temperature	65°C	240hrs	22pcs	0/1
8	High Humidity	R.H.=85%	240hrs	22pcs	0/1

Reflow Temp/Time

