

✧ **Features:**

- 3.5mm×2.8mm SMT LED, 1.90mm thickness
- PLCC-2 package
- White package
- Suitable for all SMT assembly and solder process
- Available on tape and reel



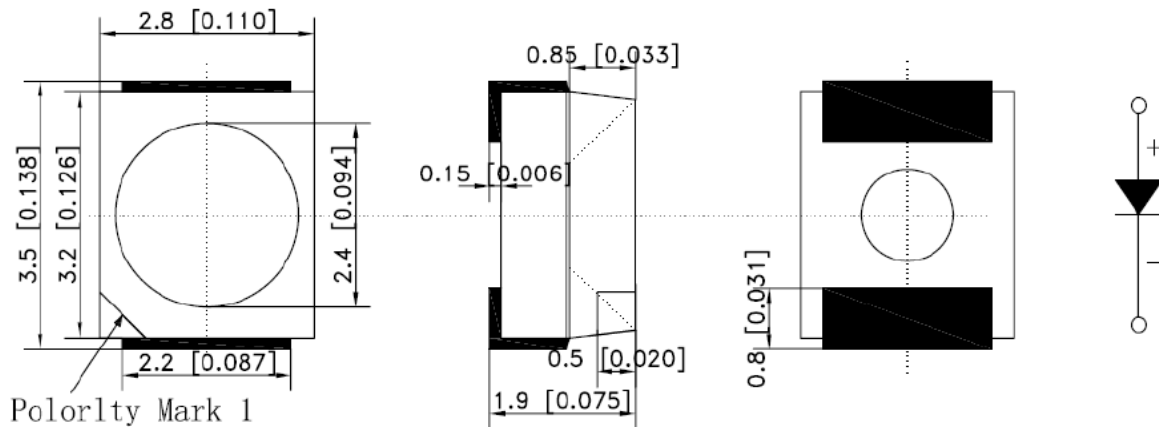
✧ **Description**

The Violet source color devices are made with InGaN on sapphire Light Emitting Diode.

✧ **Application**

- Optical indicator
- Indicator and backlighting in telephone and fax
- Flat backlight for LCD, switch and symbol
- Light pipe application
- General use

✧ **Package Dimensions**



NOTES:

1. All dimensions are in millimeter
2. Tolerance is ±0.2mm unless other specified;
3. Specifications are subject to change without notice.

Emitted Color	Len's Color	Chip Material
Violet	Water clear	InGaN

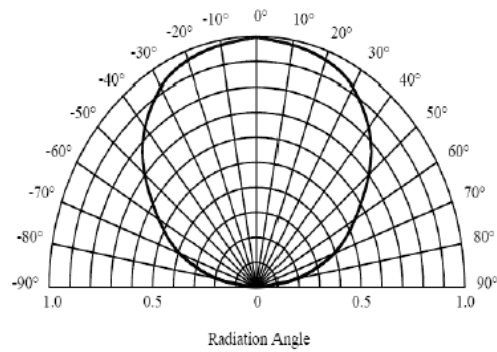
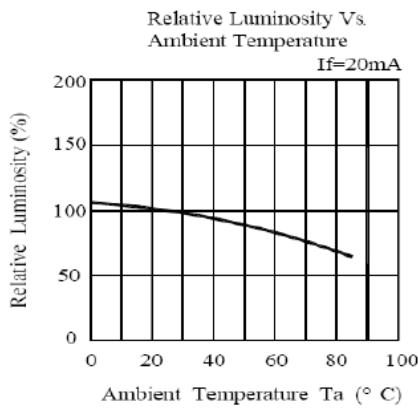
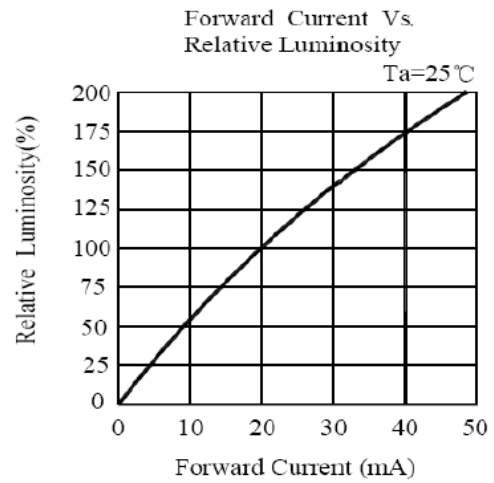
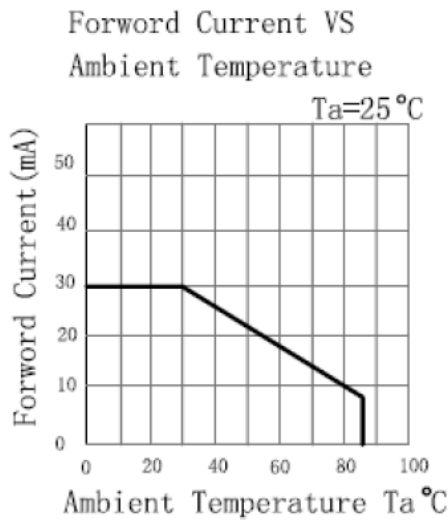
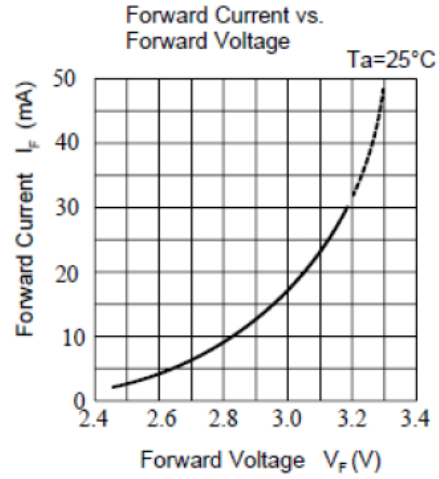
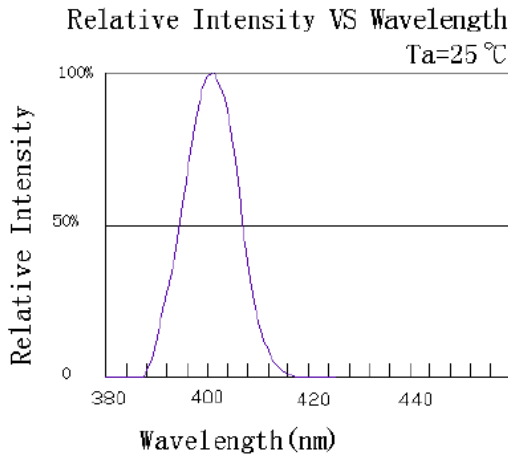
❖ Absolute Maximum Ratings(Ta=25°C)

Item	Symbol	Maximum	Unit
Power Dissipation	PD	114	mW
Continuous Forward Current	I _{Fmax}	30	mA
Peak Forward Current(1/10 Duty Cycle 0.1ms Pulse Width)	I _{FP}	160	mA
Peverse Voltage	V _R	5	V
Operating Temperature Range	T _{opr}	-40 to+85	°C
Storage Temperature Range	T _{stg}	-40 to+85	°C

❖ Electrical/Optical Characteristics(Ta=25°C)

Item	Symbol	Condition	Min.	Typ.	Max	Unit
Forward Voltage	V _F	I _F =20mA	2.8	3.2	3.6	V
Luminous Intensity	I _V	I _F =20mA	50	100	150	mcd
Wavelength	λ	I _F =20mA	395	--	410	nm
Typical Correlated Color Temperature	T _c	I _F =20mA				K
Chromaticity Coordinates	X	I _F =20mA	--	--	--	--
	Y	I _F =20mA	--	--	--	--
Viewing Angle	2θ _{1/2}	I _F =20mA	--	120-	--	Deg
Capacitance	C	V _F =0V, f=1MHZ	--	110	--	pF
Reverse Current	IR	V _R =5V	--		10	uA

◇ Typical Electro-Optical Characteristics Curves

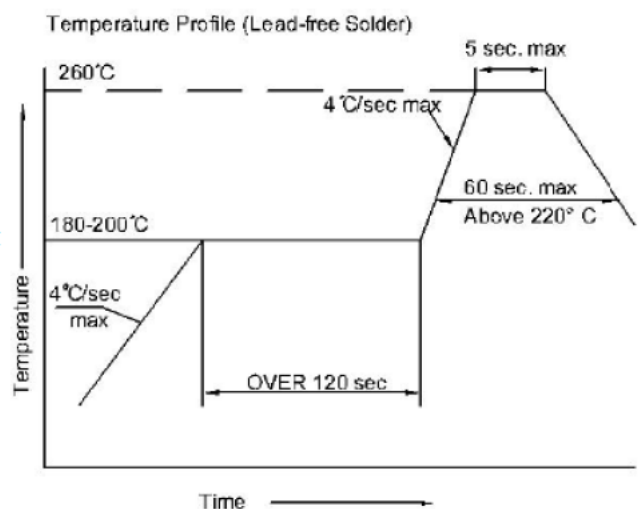
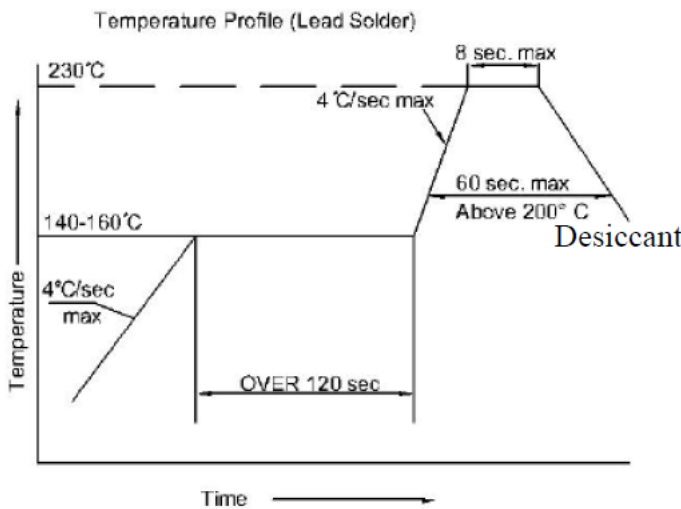


❖ Reliability Test Items And Conditions

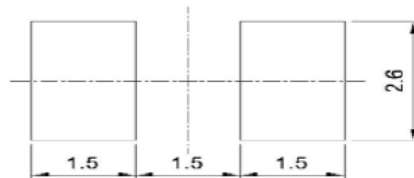
NO.	Item	Test Condition	Test Hr/cycle/time	Sample Q'ty	Ac/Re
1	Reflow	TEMP:260±5°C; Min.5Sec	6 min	22pcs	0/1
2	Temperature Cycle	H:+100°C 15mins To(5mins) L:-40°C 15mins	300 cycles	22pcs	0/1
3	Thermal Shock	H:+100°C 15mins To(5mins) L:-40°C 15mins	300 cycles	22pcs	0/1
4	High Temperature Storage	TEMP: 85°C	1000hrs	22pcs	0/1
5	Low Temperature Storage	TEMP:-40°C	1000hrs	22pcs	0/1
6	DC Operating Life	IF=20MA	1000hrs	22pcs	0/1
7	High Temperature	TEMP:+260°C	1 min	22pcs	0/1
8	High Humidity	85%R.H.	1000hrs	22pcs	0/1

❖ SMT Reflow Soldering Instructions

Number of reflow process shall be than 2 times and cooling
Process to normal temperature is required between first and second
soldering process



❖ Recommended Soldering Pad Dimensions



❖ Tape Specification: 2,000PCS per reel

